

Company Logo

The customers logo will replace this image.

iTradie USA 1800 384 8512

7817 Melrose Avenue Suite 201

Los Angeles California

P: 1800 384 8512

E: usa@itradie.com

W: www.itradie.com



1230 Client Way, Your Town USA

SOLAR CONDITION ASSESSMENT REPORT

SOLAR CONDITION ASSESSMENT REPORT # : 457

Richard Piper

iTradie

1230 Client Way

Your Town USA

SPECIAL CONDITIONS OR INSTRUCTIONS:

Special conditions may apply to this inspection, including access restrictions, environmental factors, or site-specific limitations. These conditions may influence observations, scope, and findings recorded within this report..

SITE SAFETY and CONDITION ASSESSMENT & PROTOCOL

1. AUTHORIZATION & CONFIDENTIALITY

This Solar Condition Assessment Report has been prepared exclusively for Richard Piper (the "Client") regarding the property located at 1230 Client Way, Your Town USA. This document is a proprietary professional opinion and is not intended for use by third parties, including neighboring property owners or subsequent buyers, without the express written consent of iTradie USA 1800 384 8512.

2. INSPECTION OBJECTIVE

The objective of this inspection is to document and record visible pre-existing conditions of the solar system at the time of inspection.

The report captures photographic evidence and brief descriptions of visible installation conditions, defects, and general system condition across accessible components.

This is not a performance test, electrical certification, or engineering assessment, but a factual visual record intended to establish a baseline for reference, comparison, and liability purposes. Our goal is to identify:

- **Existing Conditions:** Visible defects, damage, or irregularities present at the time of inspection.
- **Historical Indicators:** Signs of prior repair, modification, deterioration, or ageing of solar components.
- **Maintenance Indicators:** Observable conditions suggesting the need for cleaning, repair, or further investigation.

3. PROFESSIONAL STANDARDS & METHODOLOGY

This inspection has been conducted using a structured visual assessment methodology designed to provide consistent and repeatable evaluation of solar systems.

The assessment is based on the **8-Pillar Condition Framework**, which organises observations into defined categories covering access, condition, installation quality, performance indicators, compliance visibility, service life indicators, defects, and severity classification.

Inspection methodology includes:

- **Systematic Visual Review:** Inspection of accessible solar components including panels, mounting systems, inverters, cabling, and associated fixtures.
- **Structured Condition Framework:** All observations are categorised using the 8-pillar system to ensure consistency across inspections.
- **Photographic Documentation:** Images are captured to record representative conditions, defects, and installation characteristics.
- **Field-Based Assessment:** Observations are made on-site under existing environmental and operational conditions at the time of inspection.

4. OPERATIONAL LIMITATIONS (THE "VISUAL" RULE)

- This inspection is non-invasive and limited to a visual assessment of solar system components and observable conditions. Findings are based solely on conditions visible at the time of inspection, either by direct observation or with the aid of optical tools.
- **Non-Destructive Testing:** No panels, mounting systems, wiring, or equipment were dismantled, opened, or disturbed.
 - **Concealed Conditions:** Components within roof cavities, internal wiring systems, or enclosed electrical housings are not visible and cannot be assessed unless exposed at the time of inspection.
 - **No Performance or Electrical Testing:** This report does not include voltage testing, output measurement, efficiency analysis, or system diagnostics.
 - **Environmental Influence:** System performance and condition may vary based on weather, shading, and environmental conditions.
 - **Time-Specific Record:** This report reflects conditions observed on 05/06/2026 only.

5. ACCESS METHODOLOGY

To ensure the most accurate data, the following access methods were utilized:

- **✓ Site Walkthrough:** Ground-level inspection of accessible solar components including visible panels, inverters, and associated equipment.

- **✓ Equipment Access:** Visual inspection of solar equipment such as inverters and isolators where safely accessible.
- **✓ Elevated Observation:** Use of ladders or safe elevated positions where required to view roof-mounted panels and components.
- **✓ Remote / Limited Observation:** Assessment from accessible viewpoints where direct access was restricted due to safety, roof pitch, or site constraints.

6. INSPECTION ATMOSPHERE

- **Temperature:** 50 °
- **Humidity:** 10 %
- **Site Conditions at Time of Inspection:** Good Access.

THE 8-POINT PROFESSIONAL STANDARDS (USA)

1. Access & Safety (The Entry Control)

- **Definition:** Confirm safe access to solar components and identify immediate hazards.
- **Inspection Focus:** Safe access to panels, inverters, and isolators; working-at-height considerations; exposed wiring risks; proximity to live components; general safety at point of inspection.

2. Condition & Integrity (The Physical State)

- **Definition:** Assess the visible physical condition of solar system components.
- **Inspection Focus:** Panel surfaces, frames, mounting rails, inverters, and cabling for damage, deterioration, corrosion, or contamination.

3. Defects & Risks (The Exposure Layer)

- **Definition:** Identify visible defects and potential risks.
- **Inspection Focus:** Cracked panels, loose fixings, exposed cabling, water ingress risks, shading issues, overheating indicators, or unsafe installation conditions.

4. Installation Quality (The Build Standard)

- **Definition:** Evaluate the quality of installation and workmanship.
- **Inspection Focus:** Mounting alignment, fixing methods, cable routing, securing, weatherproofing at penetrations, and evidence of poor or inconsistent workmanship.

5. Performance & Function (The Operating State)

- **Definition:** Observe visible indicators of system operation.
- **Inspection Focus:** Inverter status lights or displays (where visible), signs of system inactivity, shading impact, debris accumulation, and general operational indicators.

6. Compliance & Standards (The Rule Set)

- **Definition:** visible compliance with general installation and safety expectations.
- **Inspection Focus:** Presence and accessibility of isolators, basic labelling, separation of components, and any obvious deviations from standard installation practices.

7. Service Life & Durability (The Time Factor)

- **Definition:** Estimate condition relative to age and expected lifespan.
- **Inspection Focus:** Wear patterns, ageing of panels and components, corrosion, UV degradation, and general indicators of remaining service life.

8. Priority & Severity (The Weighting Layer)

- **Definition:** Classify the significance of observed conditions.
- **Inspection Focus:** Low / Moderate / High severity rating based on impact to safety, performance, or system integrity, and urgency of attention required.


SITE SAFETY and CONDITION PHOTOS, COMMENTS AND FINDINGS SUMMARY

★★★★★ Excellent Condition ★★★★★☆ Good ★★★☆☆ Fair ★★☆☆☆ Poor ★☆☆☆☆ Critical

1. Access & Safety

★★★★★ Excellent Condition

FINDINGS : Findings within each pillar summarise the key observations recorded during inspection. These notes highlight visible conditions, defects, and relevant factors to support clear understanding of each category and its overall impact on the property.



Images provide a clear record of conditions.



Findings are supported by consistent photo records.




Photo documentation captures key conditions.



Images assist with interpretation of findings.

FINDINGS : f



1



2




3



4

EXAMPLE

FINDINGS : Findings within each pillar summarise the key observations recorded during inspection. These notes highlight visible conditions, defects, and relevant factors to support clear understanding of each category and its overall impact on the property.



Layout adapts to landscape and portrait images.



Landscape and portrait photos display consistently.




Image grid adapts to varied photo orientations.



Mixed orientations present without layout disruption.


FINDINGS : Findings within each pillar summarise the key observations recorded during inspection. These notes highlight visible conditions, defects, and relevant factors to support clear understanding of each category and its overall impact on the property.



Observations are documented with clear visuals.



Photo evidence captures relevant conditions.




Observations are documented with clear visuals.



Photo records provide a consistent reference point.

FINDINGS : f



1



2




3



4

EXAMPLE

FINDINGS : f



1



2



3




4

7. Service Life & Durability

★★☆☆☆ Poor Condition

FINDINGS : f



1



2



3



4

8. Priority & Severity

★☆☆☆☆ Critical Condition

FINDINGS : f



1



2



3



4

GLOSSARY OF TERMS (SOLAR CONDITION ASSESSMENT REPORT – USA)

General Terms

- **Pre-Existing Condition:** Visible condition present at the time of inspection.
- **Observation:** A recorded visual finding based on accessible and observable conditions.
- **Accessible Area:** Any component that can be safely viewed without dismantling or invasive inspection.
- **Visible Condition:** The observable state of a component without testing or disassembly.

Solar System Components

- **Solar Panel (Module):** A photovoltaic unit that converts sunlight into electrical energy.
- **Array:** A group of solar panels connected and installed as a system.
- **Inverter:** A device that converts direct current (DC) from panels into usable alternating current (AC).
- **Mounting System:** Rails, brackets, and fixings used to secure panels to the roof or structure.
- **Cabling:** Electrical wiring connecting panels, inverters, and system components.
- **Isolator (Disconnect Switch):** A safety device used to disconnect power from the solar system.

Conditions & Performance Indicators

- **Shading:** Obstruction of sunlight by trees, buildings, or debris affecting panel exposure.
- **Surface Contamination:** Dirt, dust, or debris accumulation on panel surfaces.
- **Physical Damage:** Cracks, chips, or visible deterioration of panels or components.
- **Performance Indicator:** Any visible sign suggesting reduced efficiency or system irregularity.

Installation & Safety

- **Cable Management:** The routing and securing of electrical cables within the system.
- **Roof Penetration:** Points where mounting systems attach through roofing materials.
- **Weatherproofing:** Sealing and protection measures to prevent water ingress.
- **Installation Defect:** Any visible issue related to poor workmanship or incorrect installation.

Inspection Context Terms

- **Non-Invasive Inspection:** A visual-only assessment without dismantling or testing.
- **Concealed Condition:** Any condition not visible at the time of inspection.
- **Visible Condition:** The observable state of components at the time of inspection.

IMPORTANT NOTES

Your attention is drawn to the advice contained in the Terms and Conditions of this Report including any special conditions or instructions that need to be considered in relation to this Report.

A Solar Condition Assessment Report is not a warranty, guarantee, or assurance that hazardous conditions will not develop following the date of inspection. It reflects conditions observed at the time of inspection only.

A proactive safety and maintenance approach is recommended, including regular site inspections, prompt removal of hazards, and ongoing monitoring of conditions that may present a risk to occupants, workers, or visitors.

Where uncertainty exists, the Consultant who carried out this inspection should be contacted for

clarification or further guidance.

It is recommended that all wet or high-moisture areas are appropriately sealed and maintained to reduce slip hazards and water-related risks. All exposed or untreated timber elements should be sealed or protected to reduce deterioration and potential structural or trip-related hazards over time.

ADDITIONAL COMMENTS

Additional comments provide space for supplementary observations not captured within standard categories. These may include site-specific notes, clarifications, or relevant context to assist interpretation of the findings in this report.

ADDITIONAL INSPECTIONS RECOMMENDED

Additional inspections may be recommended where visible conditions indicate the need for further assessment. These may involve specialist trades, invasive investigation, or testing beyond the scope of this visual inspection report.

CERTIFICATION

The inspection and this Report are limited to the agreed scope and are not intended to be exhaustive. No warranty, guarantee, or assurance is given regarding the absence of defects, the future condition of the property.

The Report is prepared solely for the use of the Client, and reliance by any third party is strictly at their own risk.

iTradie 1800 384 8512

Inspector Name: iTradie Integrators
Licence Number: 12345678A
Inspector Phone: +61478890189
Inspector Email: usa@itradie.com
Date of Issue: 6th May 2026

END OF REPORT